Sherwin-Williams Site Cleanup
Emeryville, California

Aug 9, 2011

1450 Sherwin Avenue, Emeryville, CA

This is a weekly summary of site activities and perimeter air monitoring starting for the week of August 1 and going through August 5, 2011. Following is a brief overview of site activities occurring during this period and a discussion of air monitoring results compared to site action levels. Charts and figures are attached which show running averages for Respirable Particulate Matter of 10 micrometers or less (RPM10) running averages; Total Volatile Organic Compounds (TVOC) running averages; and wind speed and direction.

Site Activities
Site activities include:

- Dust and vapor controls (water, odex misters, T-200, Hydroseal and street sweeping)
- Preparation of work platform area next to Horton St. perimeter for shoring installation equipment. Shoring wall tie-back installation is planned for August 10 through August 18, 2011.
- Importing and stockpiling clean backfill material;
- Construction of entrance ramp into the excavation using the clean backfill material;
- Excavation and stockpiling of soil and debris (asphalt, concrete) in the fourth excavation layer (saturated zone material beneath the raised cap);
- Concrete demolition of remaining concrete materials;
- Screening of excavated material for separation of soil and concrete
- Stockpiling and direct-loading of non-hazardous material into trucks for transport to local landfills;
- Lining of rail cars used for transport of RCRA material;
- Stockpiling and loading of rail cars with RCRA, regulated waste for transport to USE in Grandview Idaho;
- A 72 railcar train of RCRA waste was transported on Thursday August 4 to USE in Grandview, Idaho;
- Stockpiling and loading of rail cars with California regulated waste for transport to ECDC landfill in East Carbon, Utah;
- Mixing of Zorbix, a dewatering agentinto stockpiles with saturated zone materials for stabilization and runoff water control;
- Operation of the excavation dewatering system;
- Cultural resources monitoring was performed by qualified archeologists;
- Sampling of stockpiled material occurred during the week;
- Sampling of excavation sidewall as confirmatory samples occurred during the week.

Air Monitoring and Sampling

- Daily calculation of misting delta during morning and afternoon, setting of daily action levels based on background conditions and material being excavated;
- Daily calibration of seven AMS locations;
- Daily perimeter air monitoring at seven AMS locations for RPM10 and TVOCs;
- Perimeter air sampling and analysis for VOCs on August 1 and August 2. Subsequent to August 2, perimeter air sampling for VOCs is modified from continuous sampling to targeted sampling on days with excavation of soils with high VOC, As and Pb concentrations; Air sampling is scheduled for August 11, when excavation of materials identified as elevated in VOC, As and Pb will occur.
- Field personnel observed odors and personal PID registered VOC readings during excavation in the saturated material on Thursday August 4. VOC levels did not exceed acute or subchronic action levels at the perimeter air monitoring stations or daily air samples. Nevertheless, additional engineering controls and increased personal protection equipment was employed upon discovery.

Perimeter air monitoring occurred continuously through the week.

No exceedances of air quality standards occurred during the week. Aerosol particles less than 10 micrometers from the perimeter mister lines are being measured in the dust monitors at the site perimeter. To account for the influence of the misters on the RPM10 levels, a delta value was added to the action level of Air Monitoring Station (AMS) #3 and the station directly downwind to AMS#3. This approach has been validated by air sample collection and analysis. Subsequent 4 hour rolling averages for RPM10 have been below the action levels at all AMSs. Running averages for TVOC and RPM10 since the start of the project continue to be below their respective action levels at all AMSs.

If you have any questions please feel free to contact us via the 24-hour toll-free Community Hotline (866)848-5307.

Camp Dresser & McKee Inc.

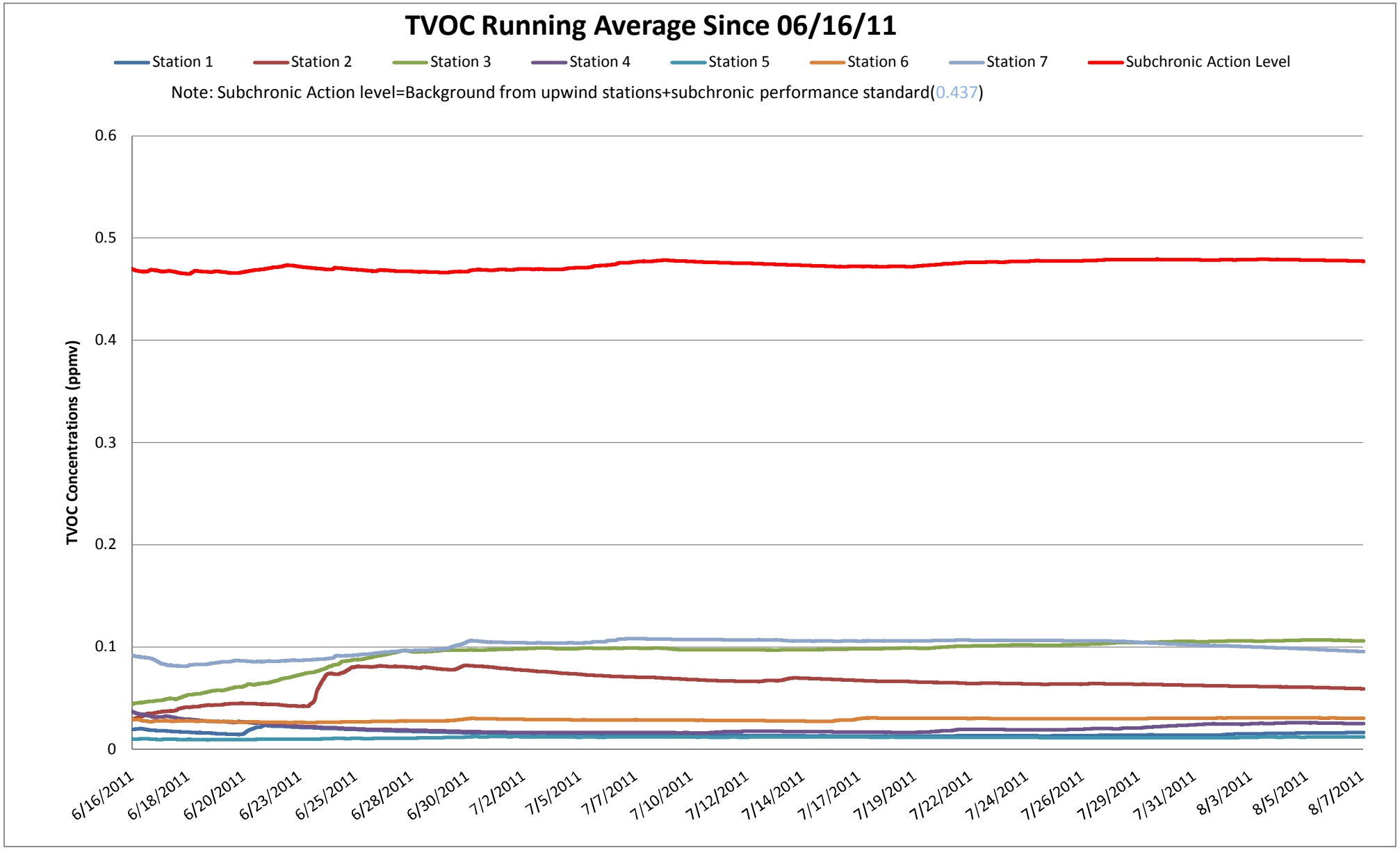
TVOC Running Average Since 06/16/11
Station 1
Station 2
Station 3
Station 4
Station 5
Station 6
Station 7
Subchronic Action Level
Note: Subchronic Action level=Background from upwind stations+subchronic performance standard(0.437)
TVOC Concentrations (ppmv)
0.6
0.5
0.4
0.3
0.2
0.1
0
6/16/2011
6/18/2011
6/20/2011
6/23/2011
6/25/2011
6/28/2011
6/30/2011
7/2/2011
7/5/2011
7/7/2011
7/10/2011
7/12/2011
7/14/2011
7/17/2011
7/19/2011
7/22/2011
7/24/2011
7/26/2011
7/29/2011
7/31/2011
8/3/2011
8/5/2011
8/7/2011

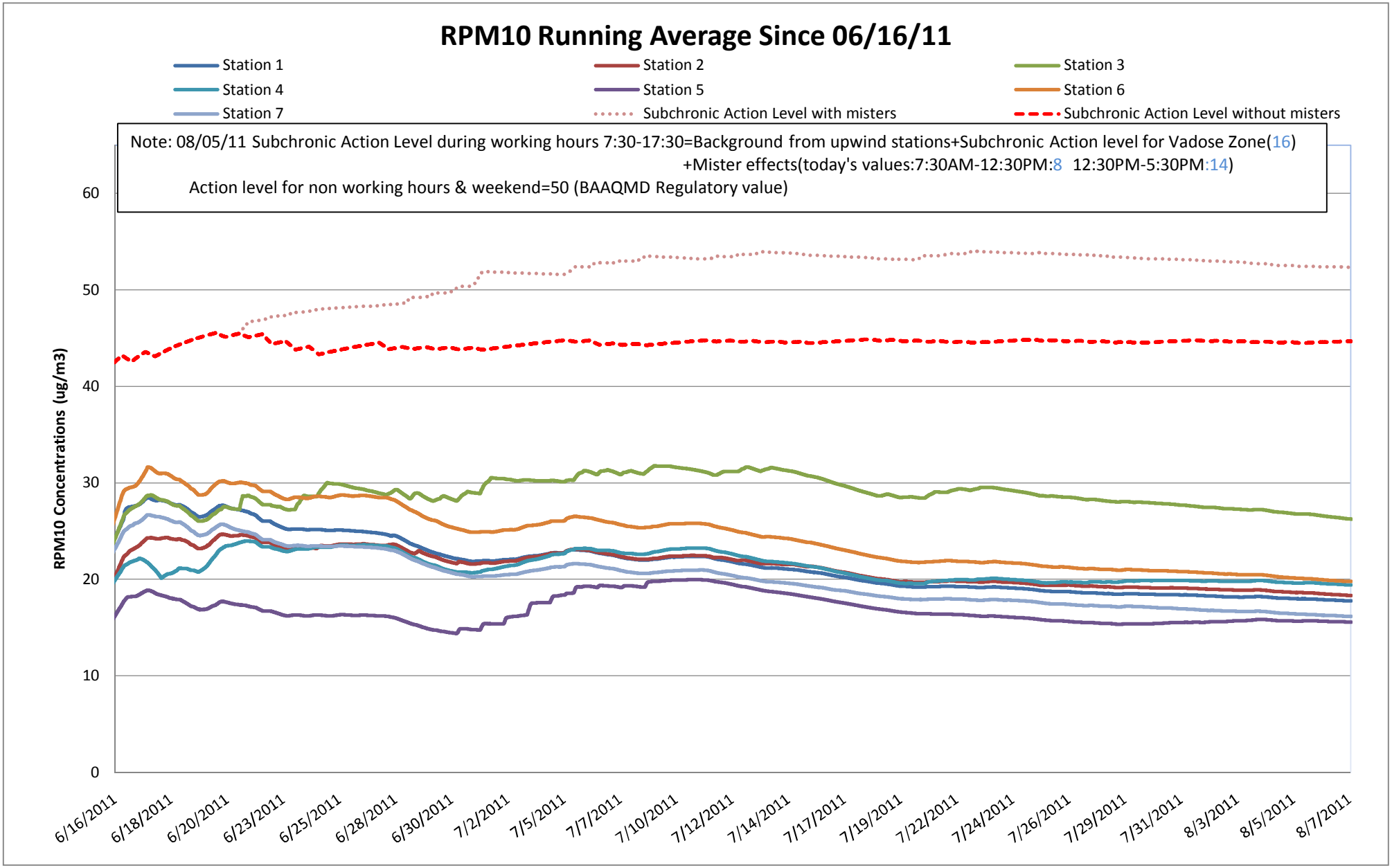
RPM10 Running Average Since 06/16/11
Station 1
Station 2
Station 3
Station 4
Station 5
Station 6
Station 7
Subchronic Action Level with misters
Subchronic Action Level without misters
Note: 08/05/11 Subchronic Action Level during working hours 7:30-17:30=Background from upwind stations+Subchronic Action level for Vadose Zone(16)
+Mister effects(today's values:7:30AM-12:30PM:8 12:30PM-5:30PM:14)
Action level for non working hours & weekend=50 (BAAQMD Regulatory value)
RPM10 Concentrations (ug/m3)
0
10
20
30
40
50
60
6/16/2011
6/18/2011
6/20/2011
6/23/2011
6/25/2011
6/28/2011
6/30/2011
7/2/2011
7/5/2011
7/7/2011
7/10/2011
7/12/2011
7/14/2011
7/17/2011
7/19/2011
7/22/2011
7/24/2011
7/26/2011
7/29/2011
7/31/2011
8/3/2011
8/5/2011
8/7/2011

WIND ROSE PLOT:

Station #SW

DISPLAY:

Wind Speed
Direction (blowing from)

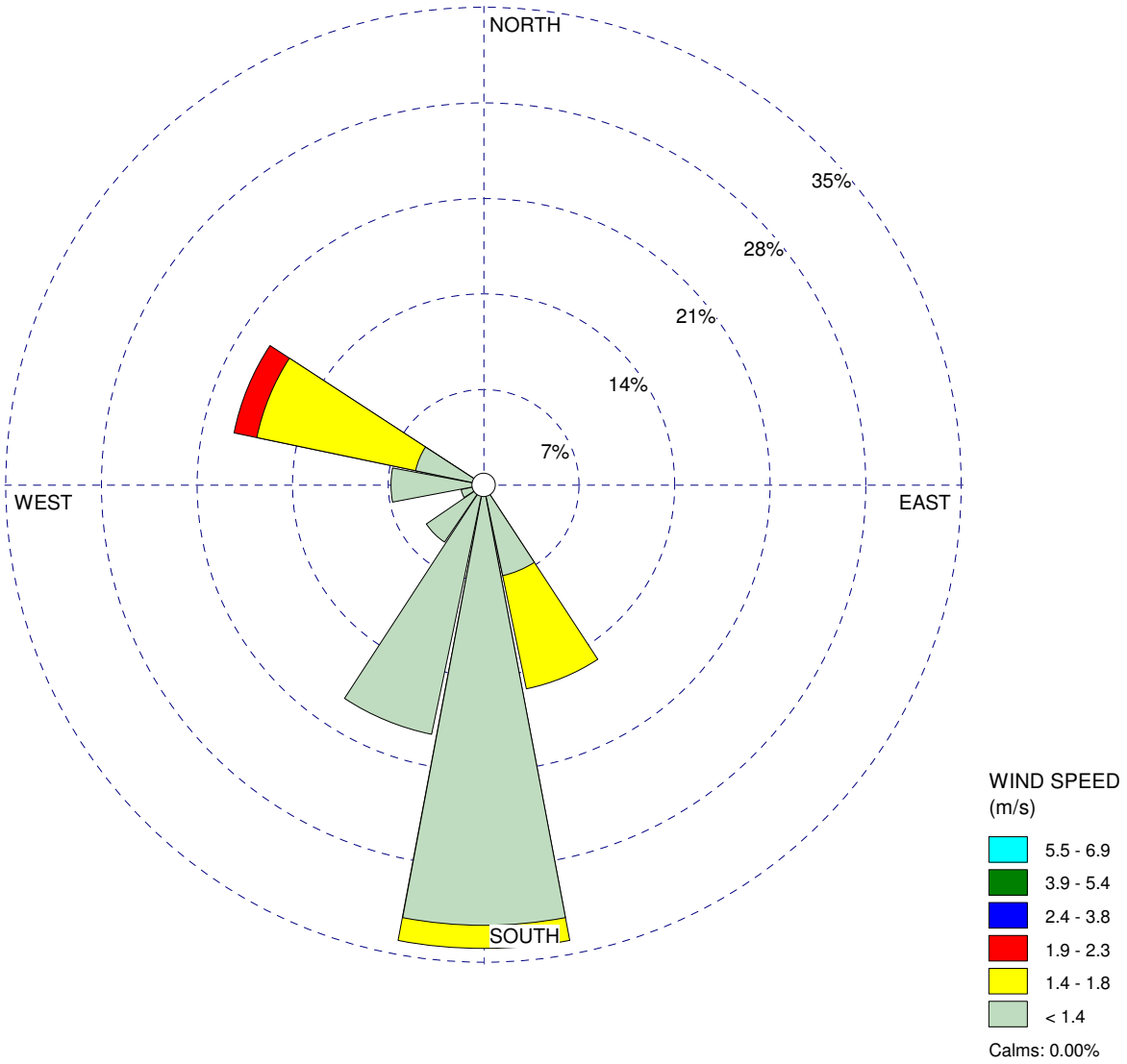

COMMENTS:	DATA PERIOD:	COMPANY NAME:	
	Start Date: 8/4/2011 - 23:00 **End Date: 8/7/2011 - 21:00**	MODELER:	
	CALM WINDS: **0.00%**	TOTAL COUNT: **59 hrs.**	
	AVG. WIND SPEED: **1.78 m/s**	DATE: **8/8/2011**	PROJECT NO.:

WRPLOT View - Lakes Environmental Software

SCA Environmental, Inc.

DAILY REPORT

	Tel	Fax
334 19th St, Oakland, CA 94612	510-6456200	415-9620736
650 Delancey St, #222, SF, CA 94107	415-8821675	415-9620736
5777 W. Century Blvd, #1055, LA, CA 90045	310-2580460	415-9620736

PROJECT NAME **Sherwin-Williams, Emeryville, CA**

Sent to: SCA, CDM

Name: Chuck Siu, D Cline, P.Sharma

SCA PRJ # B10036
Zone:
Activities:
Inspected by: JY
Date: Mon 8/1/11
Reviewed by: CS

	Station 2	Station 3	Station 5	Standards (acute)
Benzene µg/m³	0.26	0.23	0.19	29
MEK µg/m³	<30	<30	<30	45331
1,2-dichloroethane µg/m³	<0.03	<0.03	<0.03	9986
ethylbenzene µg/m³	<0.44	<0.44	<0.44	737
tetrachlorethene µg/m³	<0.17	<0.17	<0.17	1358
toluene µg/m³	0.8	2.2	0.4	603
trichloroethene µg/m³	<0.55	<0.55	<0.55	7309
1,2,4-trimethylbenzene µg/m³	<0.5	<0.5	<0.5	11798
1,3,5-trimethylbenzene µg/m³	<0.5	<0.5	<0.5	11798
vinyl chloride µg/m³	<0.01	<0.01	<0.01	647
xylenes µg/m³	<13	<13	<13	1302
Running Averages	**Station 2**	**Station 3**	**Station 5**	**Standard (subchronic)**
Benzene µg/m³	0.33	0.48	0.31	0.6
MEK µg/m³	<30	<30	<30	737
1,2-dichloroethane µg/m³	<0.028	<0.028	<0.028	0.03
ethylbenzene µg/m³	<0.48	<0.86	<0.54	8.9
tetrachlorethene µg/m³	<0.17	<0.17	<0.17	0.2
toluene µg/m³	1.89	9.68	3.11	300
trichloroethene µg/m³	<0.55	<0.55	<0.55	0.7
1,2,4-trimethylbenzene µg/m³	<0.51	<0.77	<0.55	12
1,3,5-trimethylbenzene µg/m³	<0.5	<0.5	<0.5	12
vinyl chloride µg/m³	<0.01	<0.01	<0.01	0.01
xylenes µg/m³	<13	<13.82	<13	434

SCA Environmental, Inc.

DAILY REPORT

		Tel	Fax
	334 19th St, Oakland, CA 94612	510-6456200	415-9620736
	650 Delancey St, #222, SF, CA 94107	415-8821675	415-9620736
	5777 W. Century Blvd, #1055, LA, CA 90045	310-2580460	415-9620736

PROJECT NAME **Sherwin-Williams, Emeryville, CA**

		Sent to:	Name
SCA PRJ #	B10036	SCA	Chuck Siu
Zone:	Activities:	CDM	D Cline
Inspected by: JY	Date: Tue 8/2/11		P.Sharma
Reviewed by: CS			

	Station 2	Station 3	Station 5	Standards (acute)
Benzene µg/m³	0.26	0.38	0.2	29
MEK µg/m³	<30	<30	<30	45331
1,2-dichloroethane µg/m³	<0.03	<0.03	<0.03	9986
ethylbenzene µg/m³	<0.44	0.53	<0.44	737
tetrachlorethene µg/m³	<0.17	<0.17	<0.17	1358
toluene µg/m³	0.7	4.3	0.4	603
trichloroethene µg/m³	<0.55	<0.55	<0.55	7309
1,2,4-trimethylbenzene µg/m³	<0.5	0.73	<0.5	11798
1,3,5-trimethylbenzene µg/m³	<0.5	<0.5	<0.5	11798
vinyl chloride µg/m³	<0.01	<0.01	<0.01	647
xylenes µg/m³	<13	<13	<13	1302
Running Averages	**Station 2**	**Station 3**	**Station 5**	**Standard (subchronic)**
Benzene µg/m³	0.32	0.48	0.31	0.6
MEK µg/m³	<30	<30	<30	737
1,2-dichloroethane µg/m³	<0.028	<0.028	<0.028	0.03
ethylbenzene µg/m³	<0.48	<0.85	<0.53	8.9
tetrachlorethene µg/m³	<0.17	<0.17	<0.17	0.2
toluene µg/m³	1.85	9.5	3.01	300
trichloroethene µg/m³	<0.55	<0.55	<0.55	0.7
1,2,4-trimethylbenzene µg/m³	<0.5	<0.77	<0.54	12
1,3,5-trimethylbenzene µg/m³	<0.5	<0.5	<0.5	12
vinyl chloride µg/m³	<0.01	<0.01	<0.01	0.01
xylenes µg/m³	<13	<13.79	<13	434

Airborne Benzene Running Average (µg/m³)
Sherwin-Williams @ Horton & Sherwin, Emeryville - From-06/20-08/02/2011

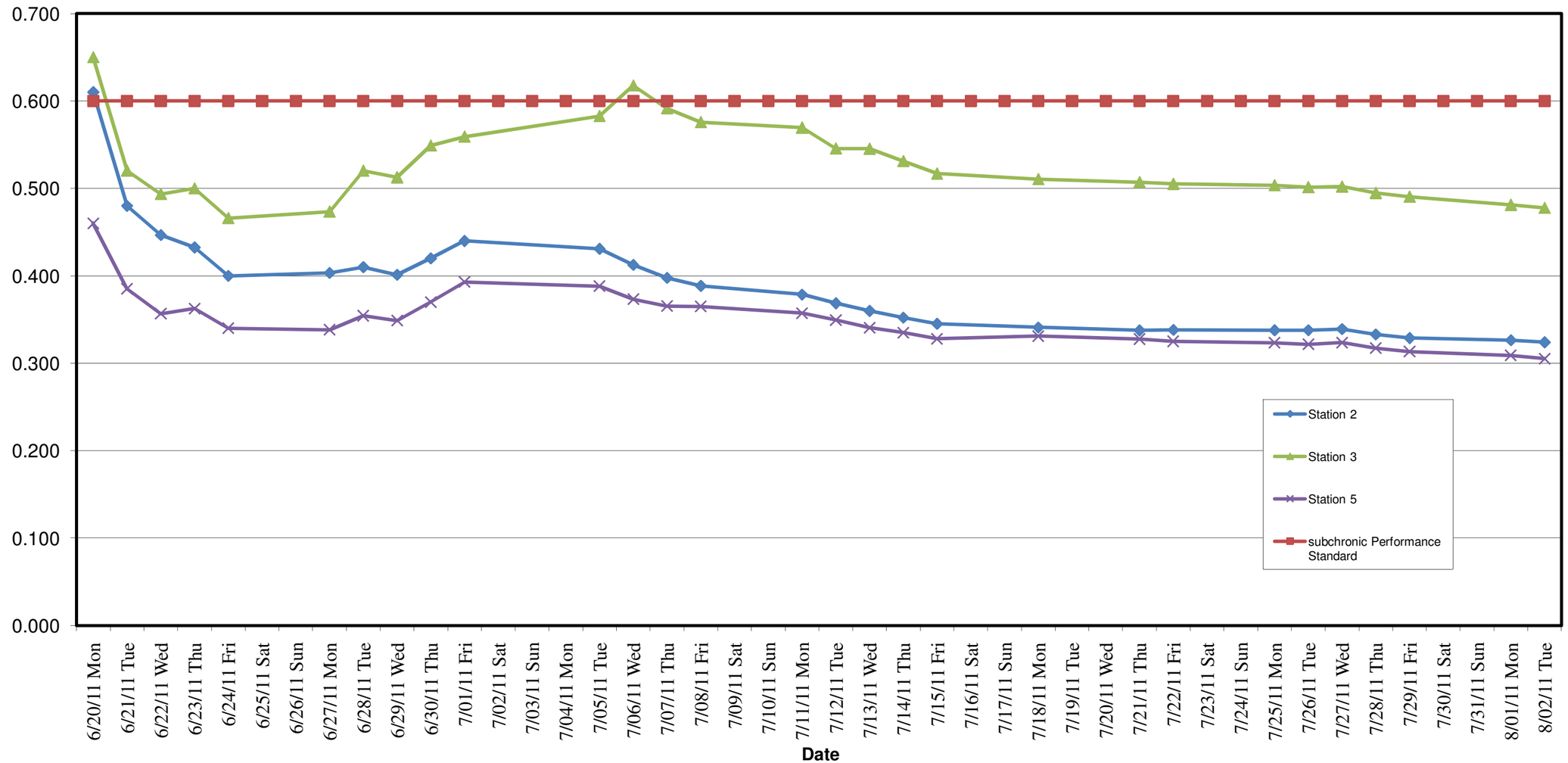

Note:

1. Detection values reflect the background level
2. Per DTSC approval, after Aug 2, the sampling program for VOC was modified from continuous sampling to targeted sampling on days with excavation of soils with highest VOC concentrations.

Airborne MEK Running Average (µg/m³)
Sherwin-Williams @ Horton & Sherwin, Emeryville -From 06/20-08/02/2011
Summa Canisters Analyzed by TO15

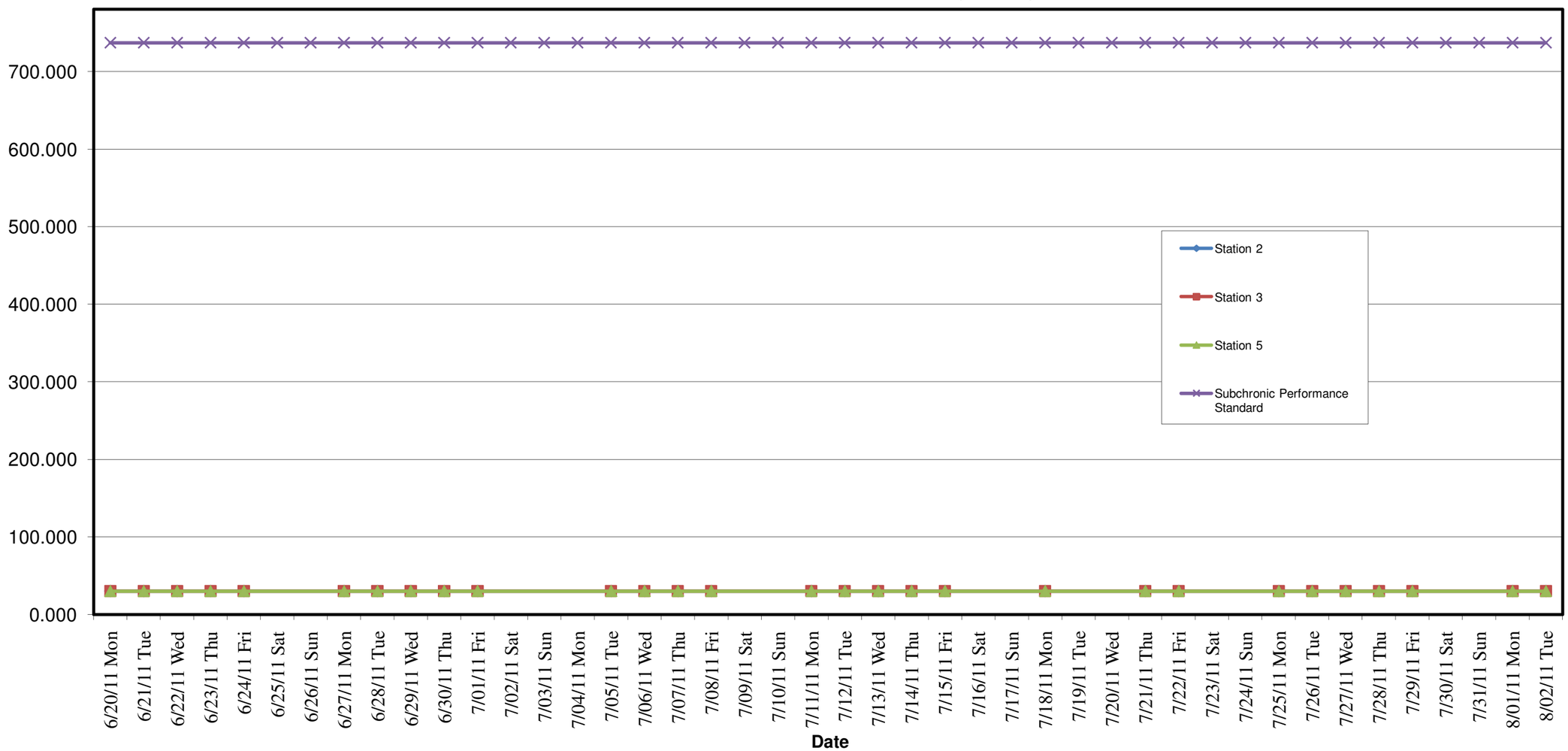

Notes:
1. Detection values reflect the background level
2. Per DTSC approval, after Aug 2, the sampling program for VOC was modified from continuous sampling to targeted sampling on days with excavation of soils with highest VOC concentrations.

Airborne 1,2-Dichloroethane Running Average (µg/m³)
Sherwin-Williams @ Horton & Sherwin, Emeryville - From 06/20-08/02/2011
Summa Canisters Analyzed by TO15

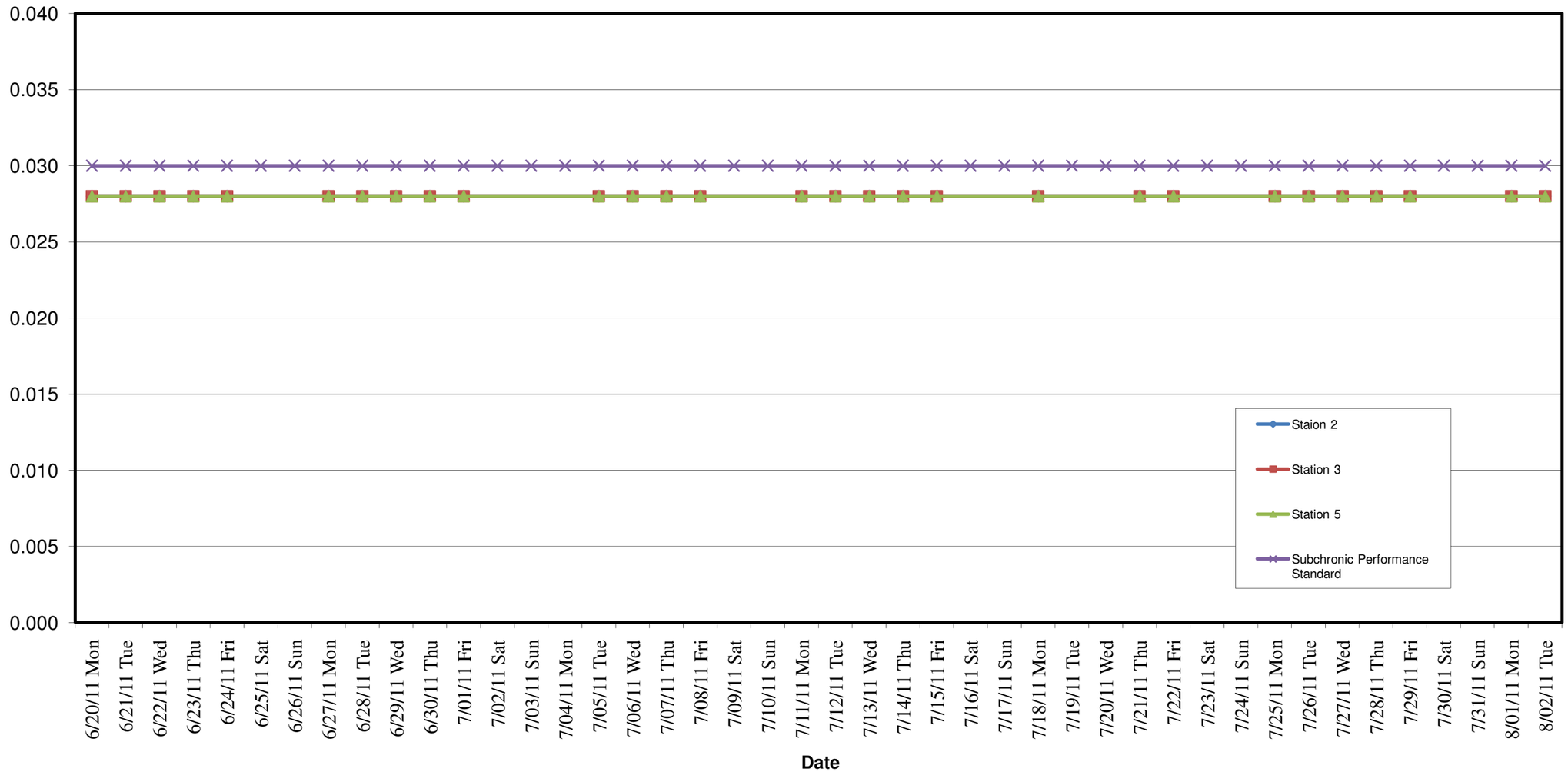

Notes:

1. Detection values reflect the background level
2. Per DTSC approval, after Aug 2, the sampling program for VOC was modified from continuous sampling to targeted sampling on days with excavation of soils with highest VOC concentrations.

Airborne Ethyl Benzene Running Average (µg/m³)
Sherwin-Williams @ Horton & Sherwin, Emeryville - From 06/20-08/02/2011
Summa Canisters Analyzed by TO15

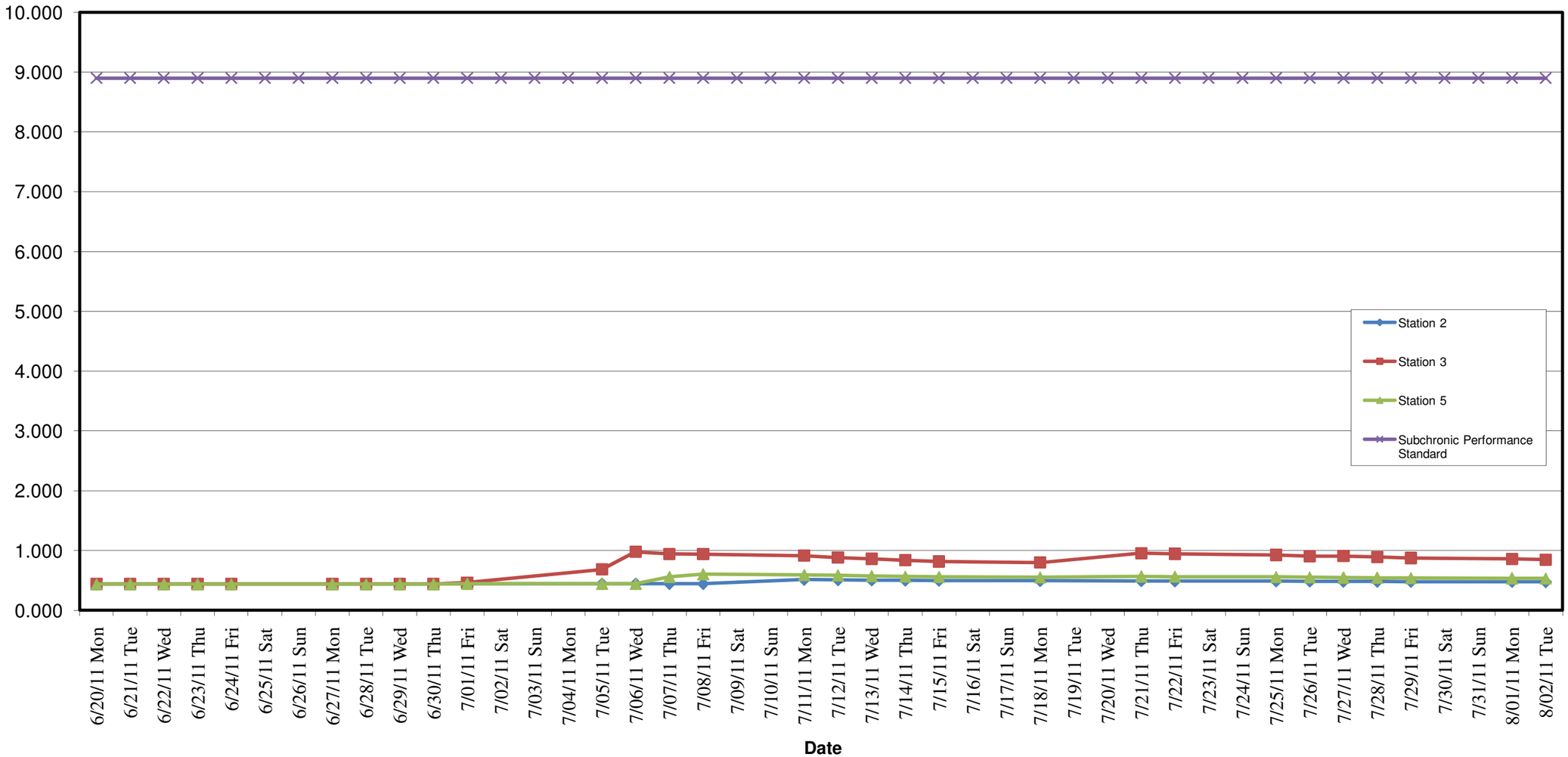

Notes:
1. Detection values reflect the background level
2. Per DTSC approval, after Aug 2, the sampling program for VOC was modified from continuous sampling to targeted sampling on days with excavation of soils with highest VOC concentrations.

Airborne Tetrachloroethane Running Average (µg/m³)
Sherwin-Williams @ Horton & Sherwin, Emeryville - From 06/20-08/02/2011
Summa Canisters Analyzed by TO15

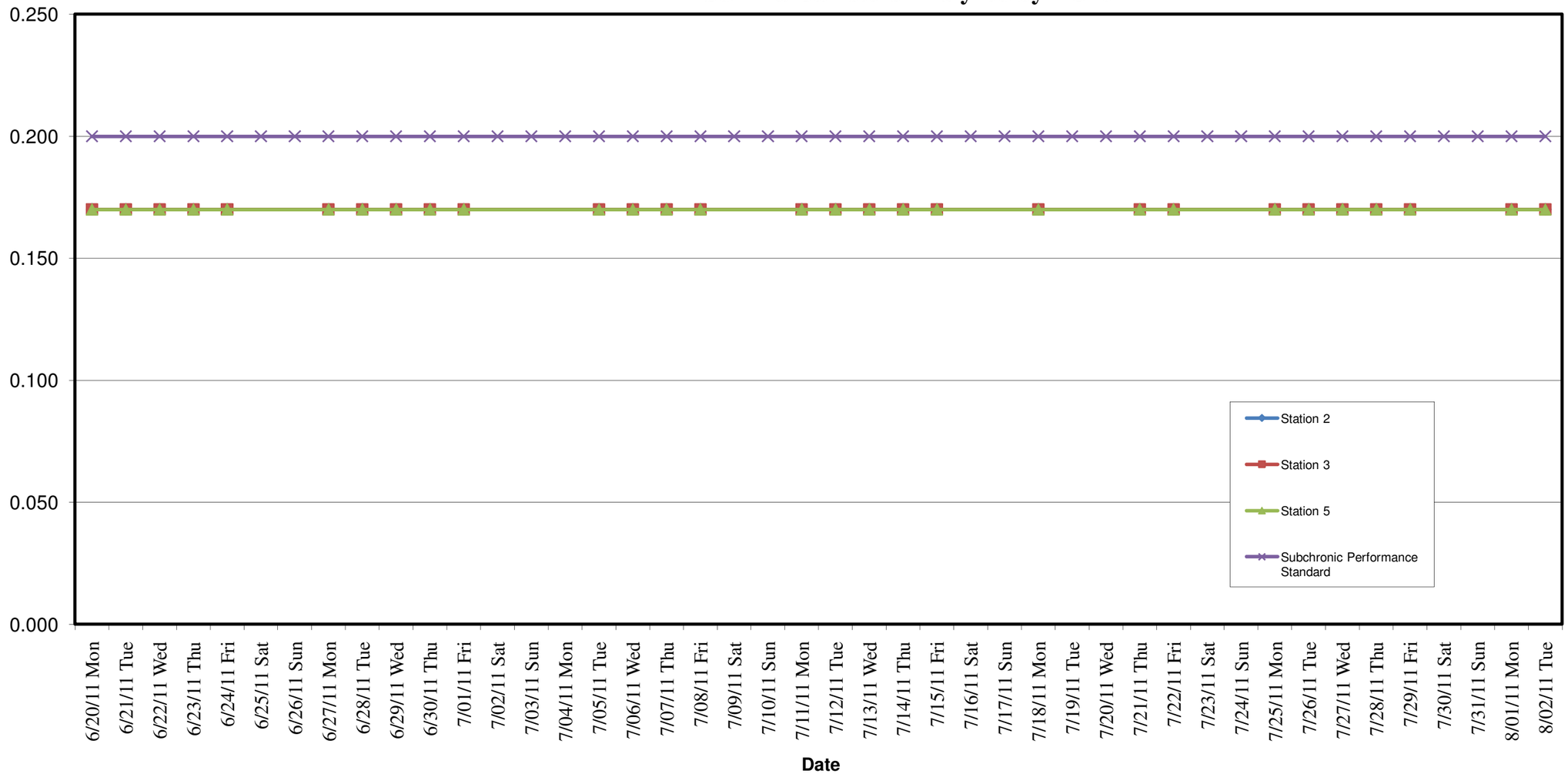

Notes:
1. Detection values reflect the background level
2. Per DTSC approval, after Aug 2, the sampling program for VOC was modified from continuous sampling to targeted sampling on days with excavation of soils with highest VOC concentrations.

Airborne Toluene Running Average (µg/m³)
Sherwin-Williams @ Horton & Sherwin, Emeryville - From 06/20-08/02/2011
Summa Canisters Analyzed by TO15

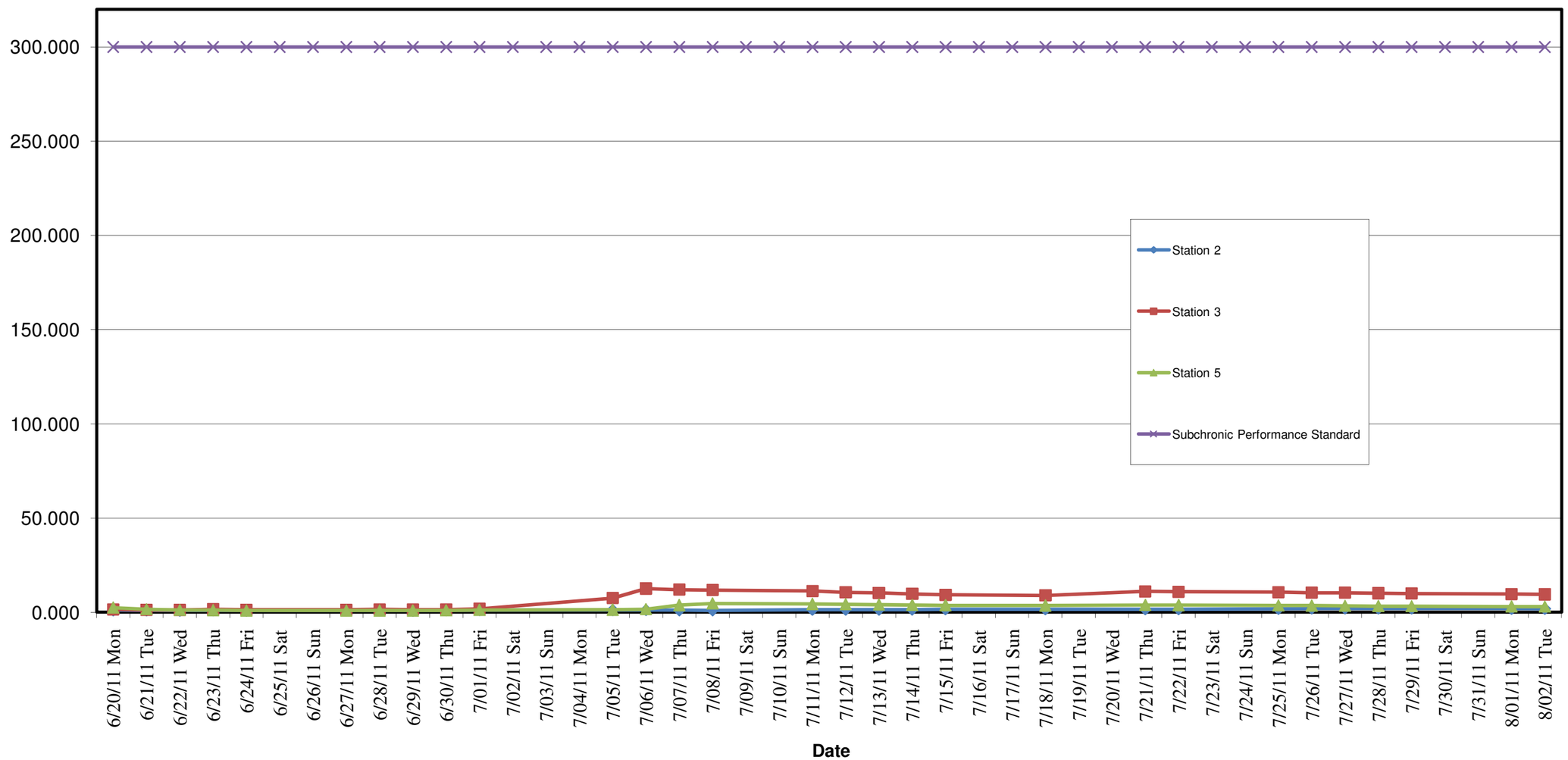

Notes:

1. Detection values reflect the background level
2. Per DTSC approval, after Aug 2, the sampling program for VOC was modified from continuous sampling to targeted sampling on days with excavation of soils with highest VOC concentrations.

Airborne Trichloroethene Running Average (µg/m³)
Sherwin-Williams @ Horton & Sherwin, Emeryville - From 06/20-08/02/2011
Summa Canisters Analyzed by TO15

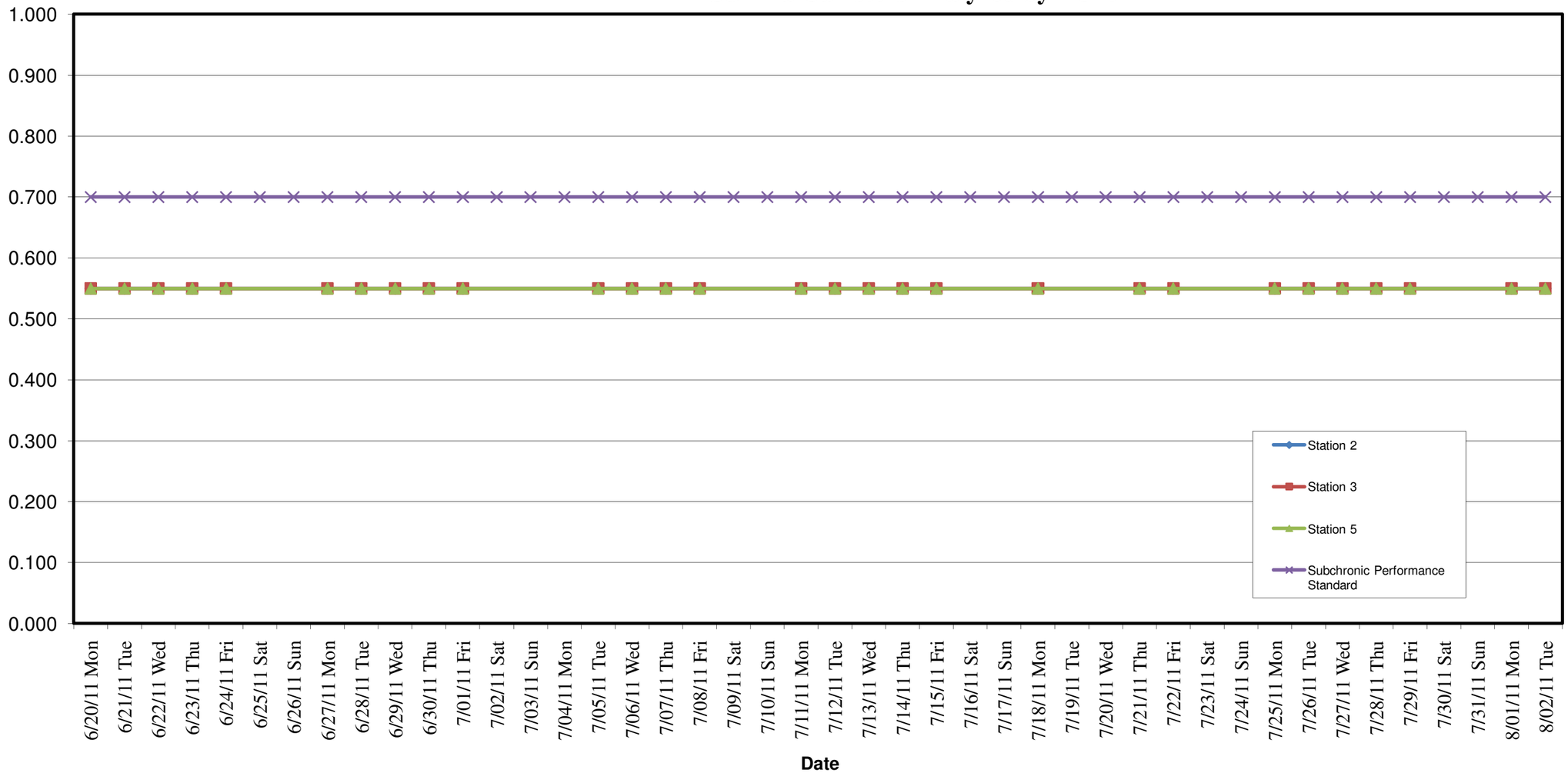

Notes:

1. Detection values reflect the background level
2. Per DTSC approval, after Aug 2, the sampling program for VOC was modified from continuous sampling to targeted sampling on days with excavation of soils with highest VOC concentrations.

Airborne 1,2,4-trimethyl benzene Running Average (µg/m³)
Sherwin-Williams @ Horton & Sherwin, Emeryville - From 06/20-08/02/2011
Summa Canisters Analyzed by TO15

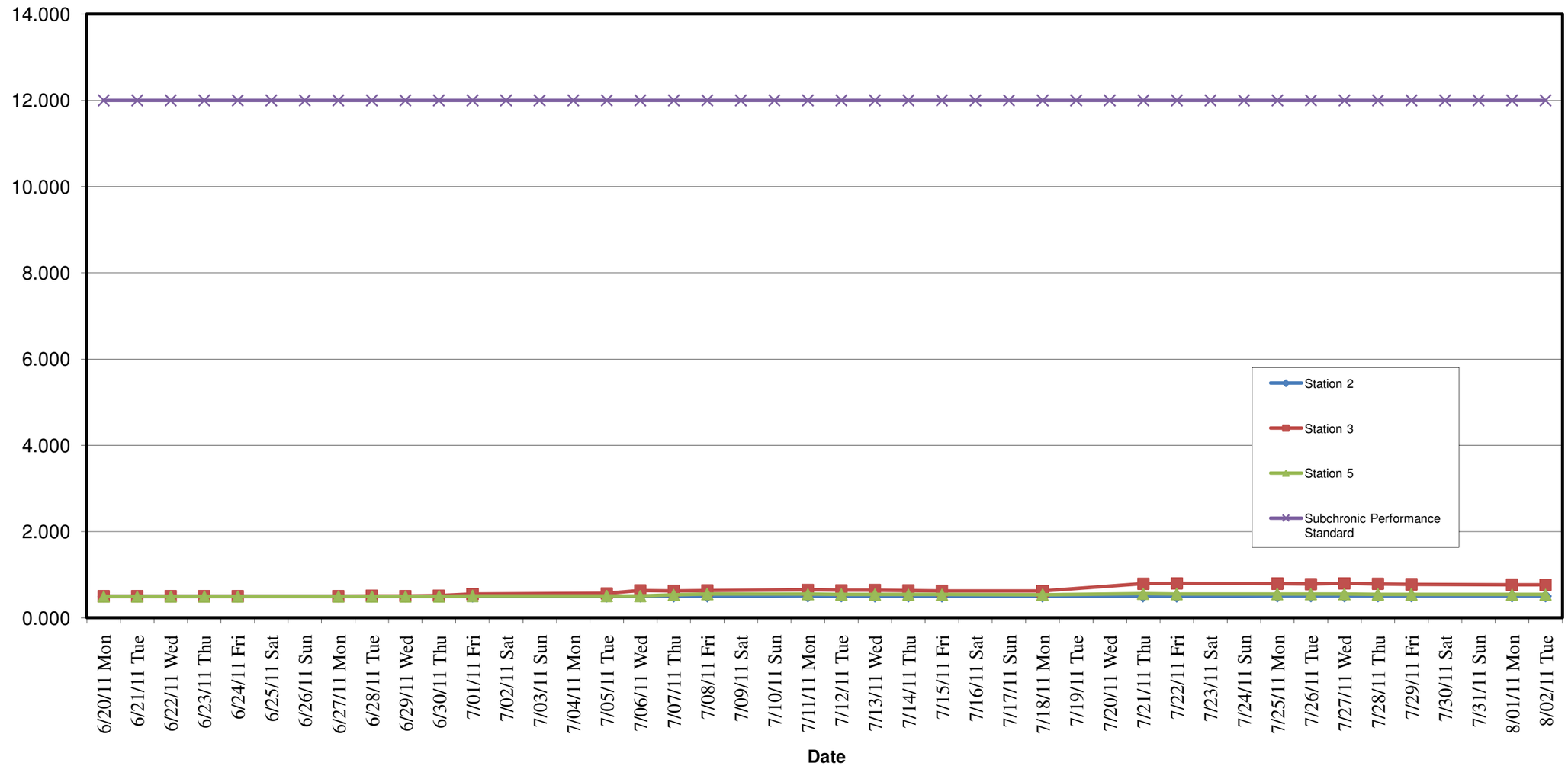

Notes:

1. Detection values reflect the background level
2. Per DTSC approval, after Aug 2, the sampling program for VOC was modified from continuous sampling to targeted sampling on days with excavation of soils with highest VOC concentrations.

Airborne 1,3,5-trimethyl benzene Running Average (µg/m³)
Sherwin-Williams @ Horton & Sherwin, Emeryville - From 06/20-08/02/2011
Summa Canisters Analyzed by TO15

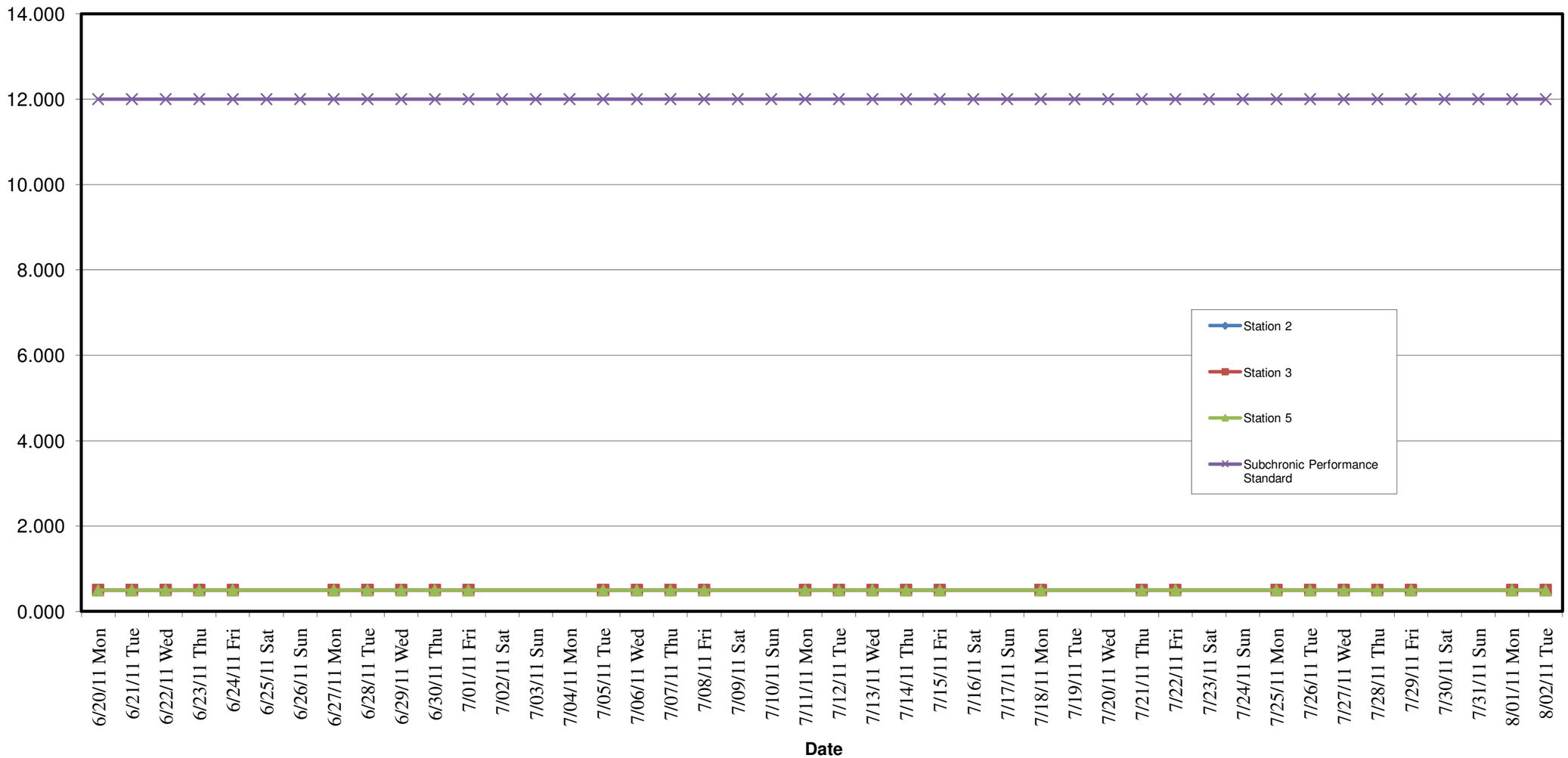

Notes:
1. Detection values reflect the background level
2. Per DTSC approval, after Aug 2, the sampling program for VOC was modified from continuous sampling to targeted sampling on days with excavation of soils with highest VOC concentrations.

Airborne Vinyl Chloride Running Average (µg/m³)
Sherwin-Williams @ Horton & Sherwin, Emeryville - From 06/20-08/02/2011
Summa Canisters Analyzed by TO15

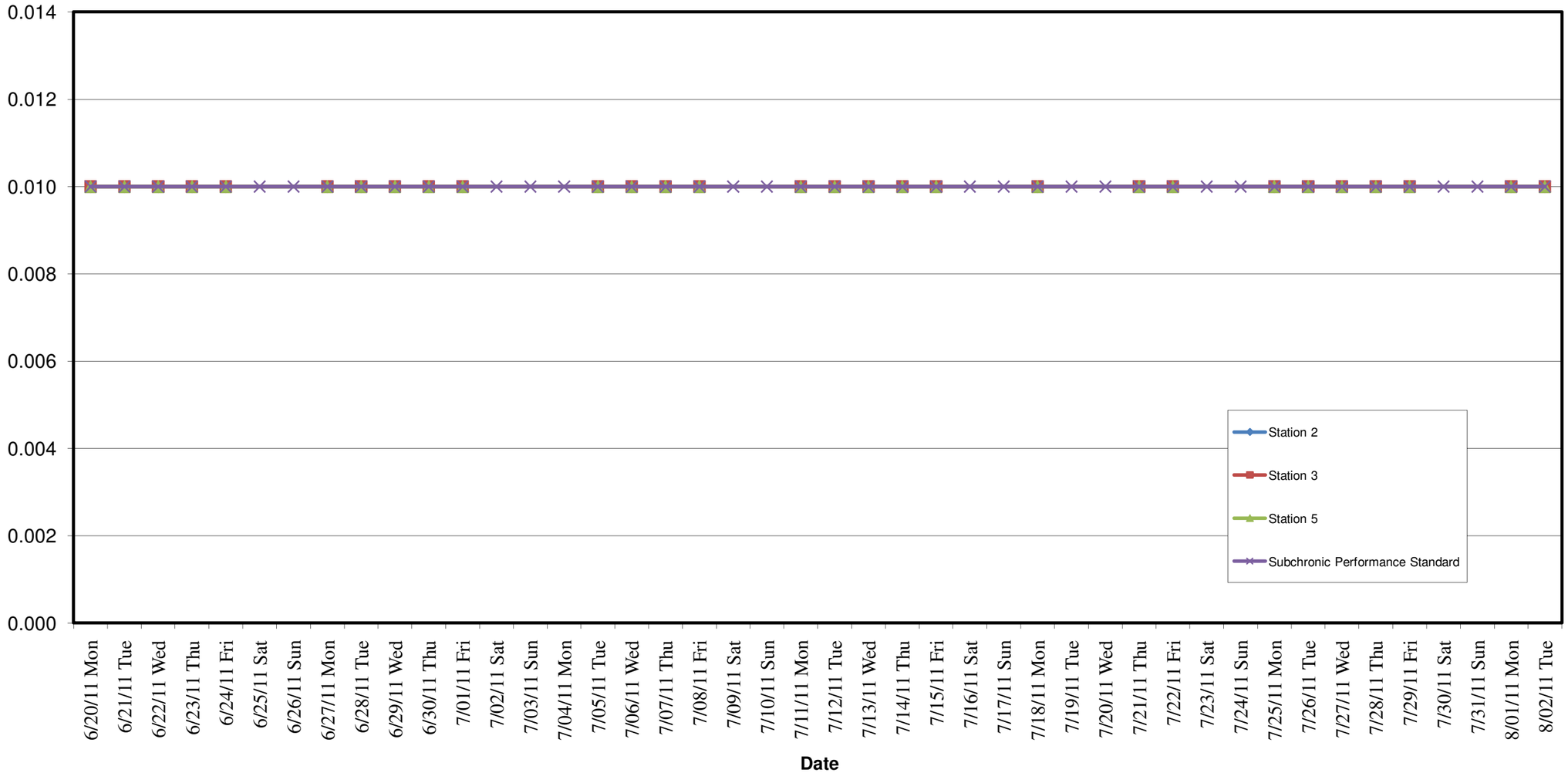

Notes:
1. Detection values reflect the background level
2. Per DTSC approval, after Aug 2, the sampling program for VOC was modified from continuous sampling to targeted sampling on days with excavation of soils with highest VOC concentrations.

Airborne Xylene Running Average (µg/m³)
Sherwin-Williams @ Horton & Sherwin, Emeryville - From 06/20-08/02/2011
Summa Canisters Analyzed by TO15

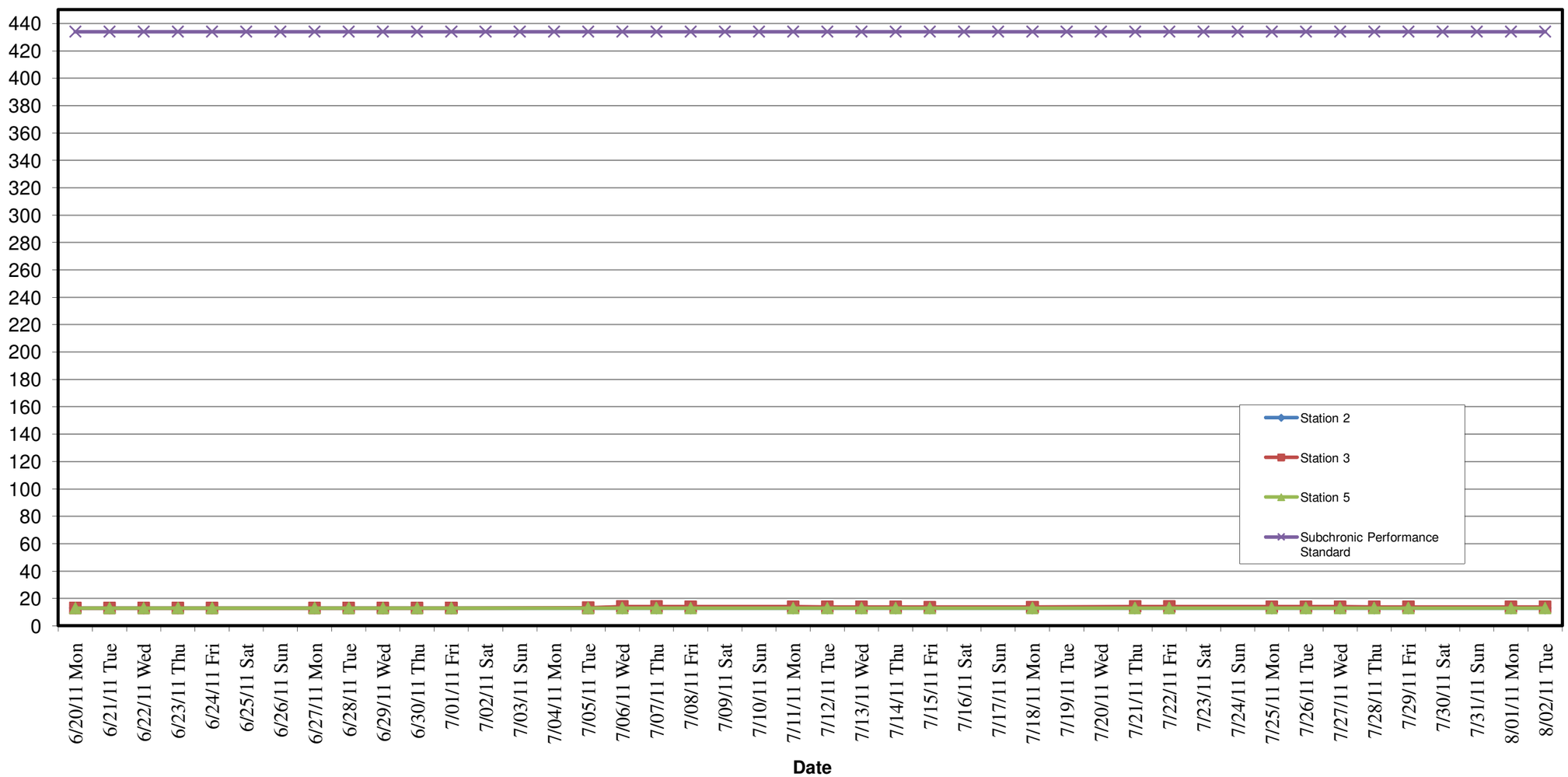

Notes:

1. Detection values reflect the background level
2. Per DTSC approval, after Aug 2, the sampling program for VOC was modified from continuous sampling to targeted sampling on days with excavation of soils with highest VOC concentrations.