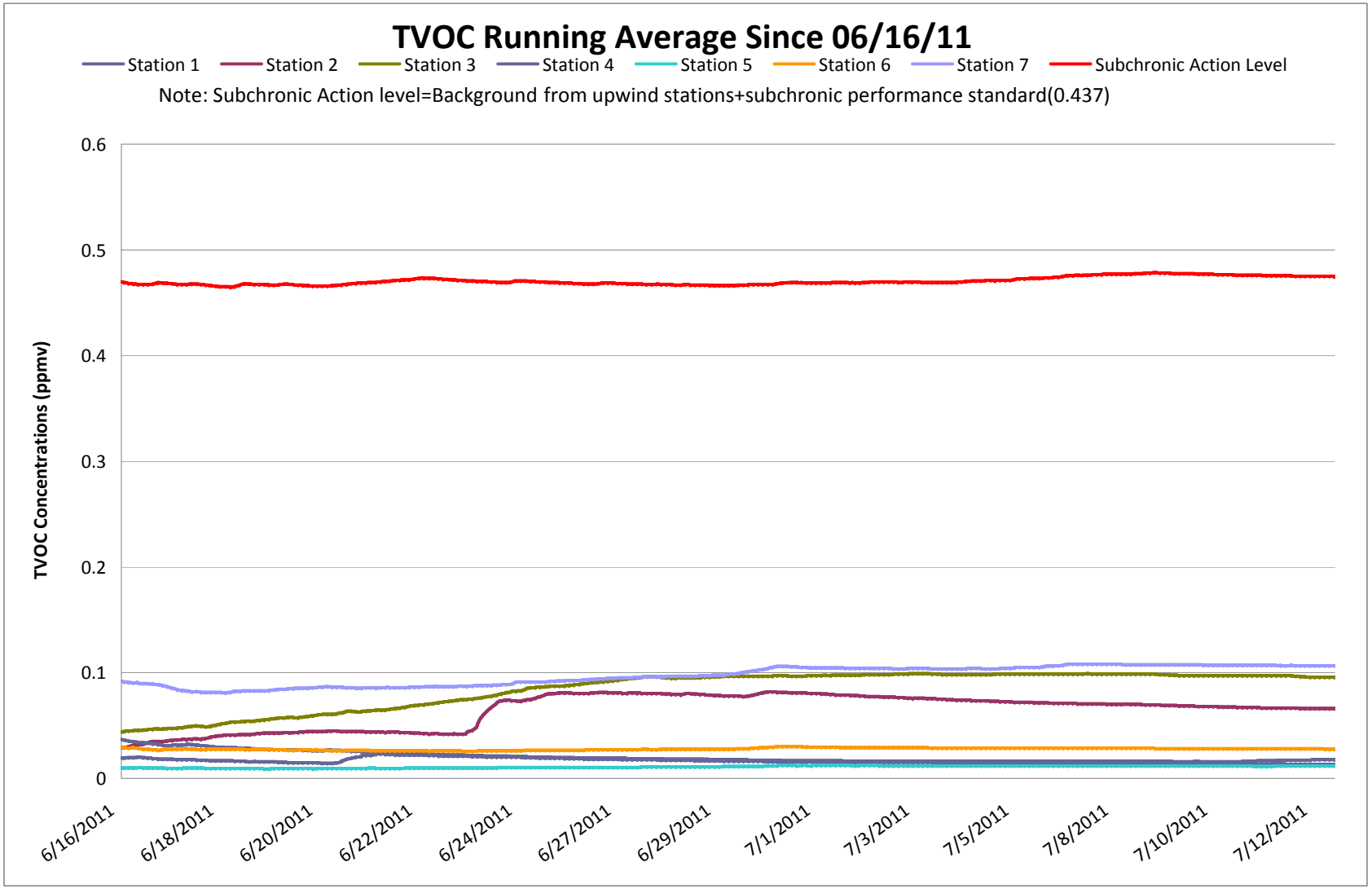
TVOC Running Average Since 06/16/11
Station 1
Station 2
Station 3
Station 4
Station 5
Station 6
Station 7
Subchronic Action Level
Note: Subchronic Action level=Background from upwind stations+subchronic performance standard(0.437)
TVOC Concentrations (ppmv)
0.6
0.5
0.4
0.3
0.2
0.1
0
6/16/2011
6/18/2011
6/20/2011
6/22/2011
6/24/2011
6/27/2011
6/29/2011
7/1/2011
7/3/2011
7/5/2011
7/8/2011
7/10/2011
7/12/2011

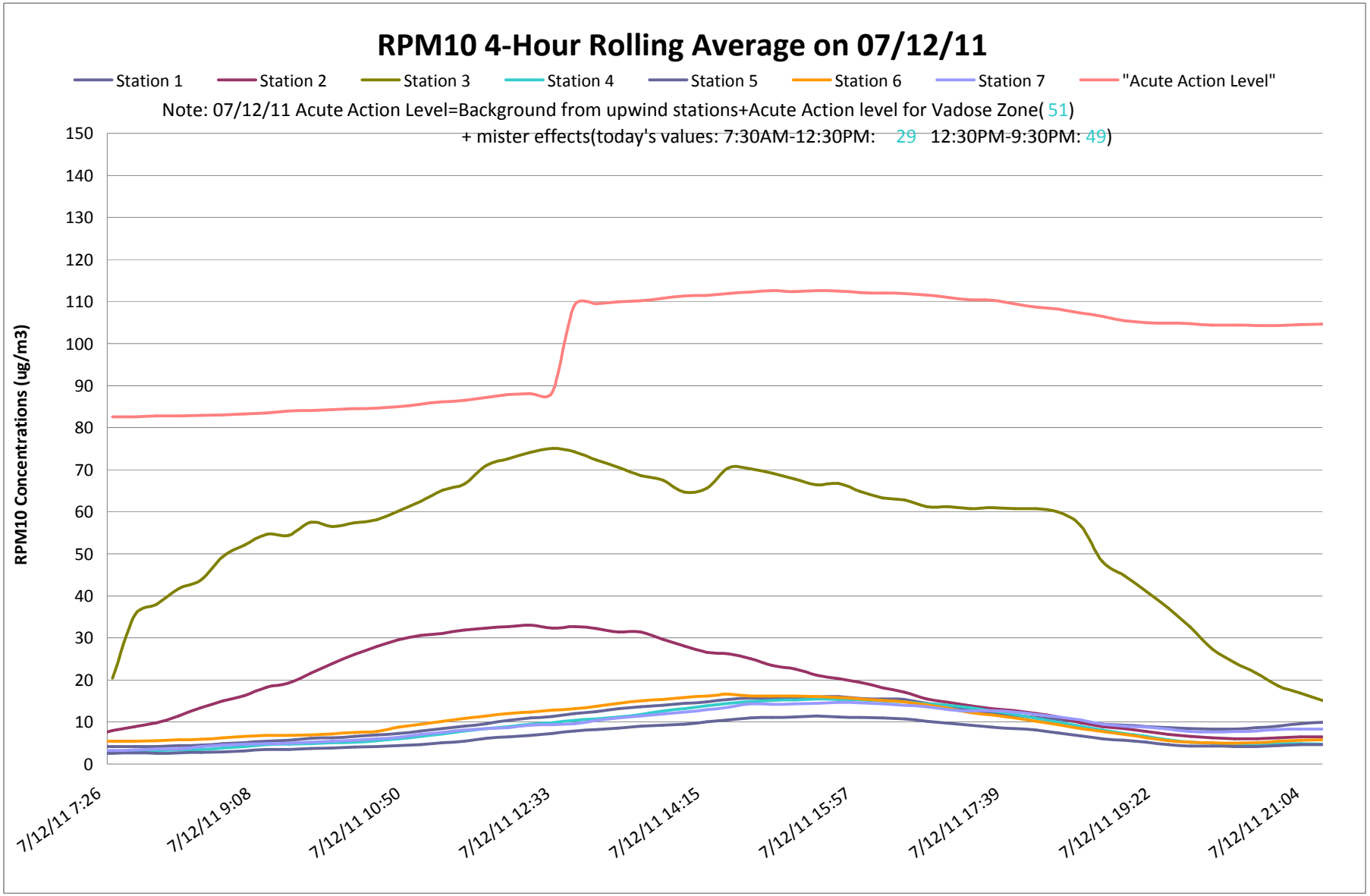
RPM10 4-Hour Rolling Average on 07/12/11
Station 1
Station 2
Station 3
Station 4
Station 5
Station 6
Station 7
"Acute Action Level"
Note: 07/12/11 Acute Action Level=Background from upwind stations+Acute Action level for Vadose Zone(51)
+ mister effects(today's values: 7:30AM-12:30PM: 29 12:30PM-9:30PM: 49)
RPM10 Concentrations (ug/m3)
150
140
130
120
110
100
90
80
70
60
50
40
30
20
10
0
7/12/11 7:26
7/12/11 9:08
7/12/11 10:50
7/12/11 12:33
7/12/11 14:15
7/12/11 15:57
7/12/11 17:39
7/12/11 19:22
7/12/11 21:04
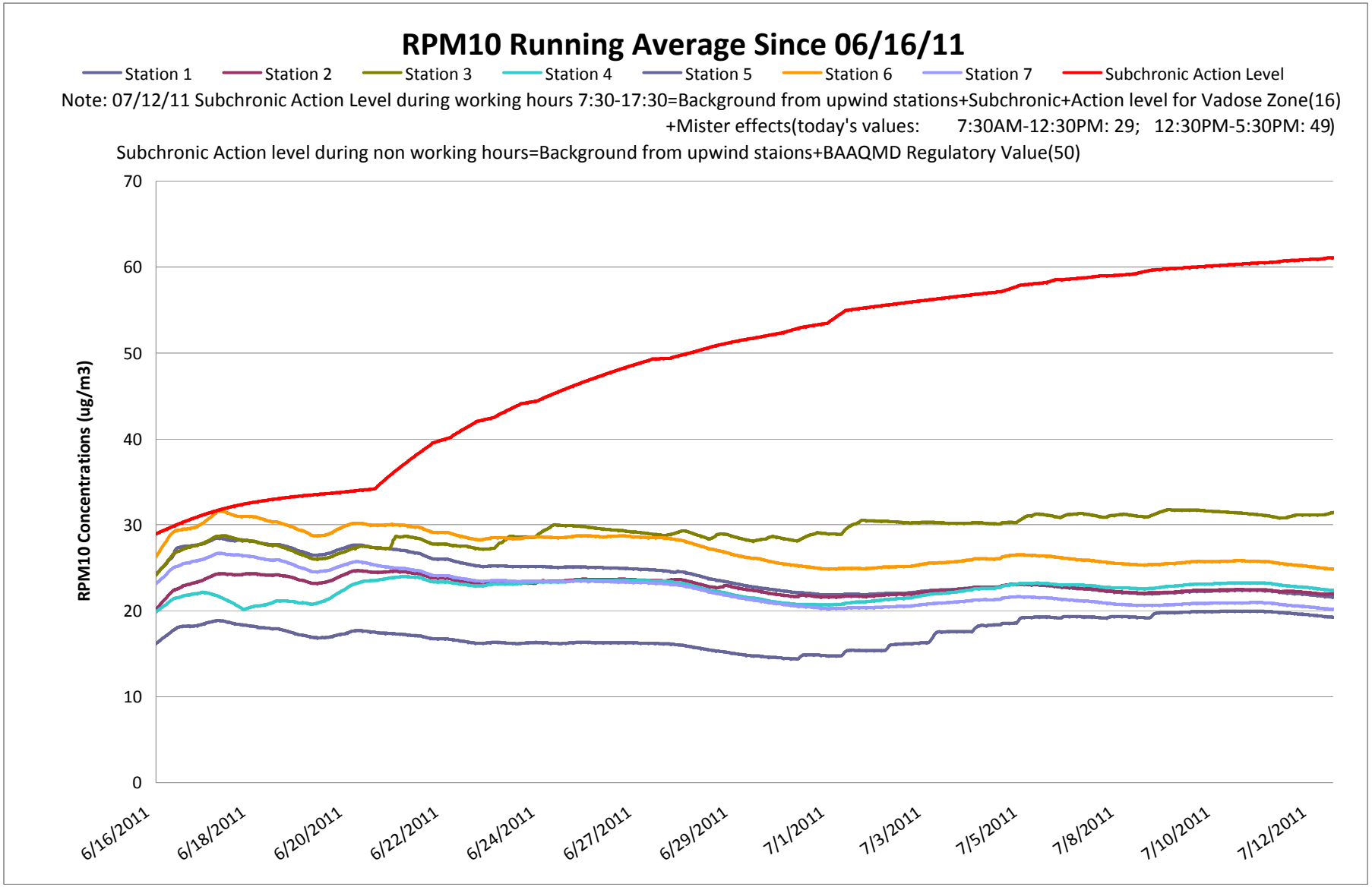
RPM10 Running Average Since 06/16/11