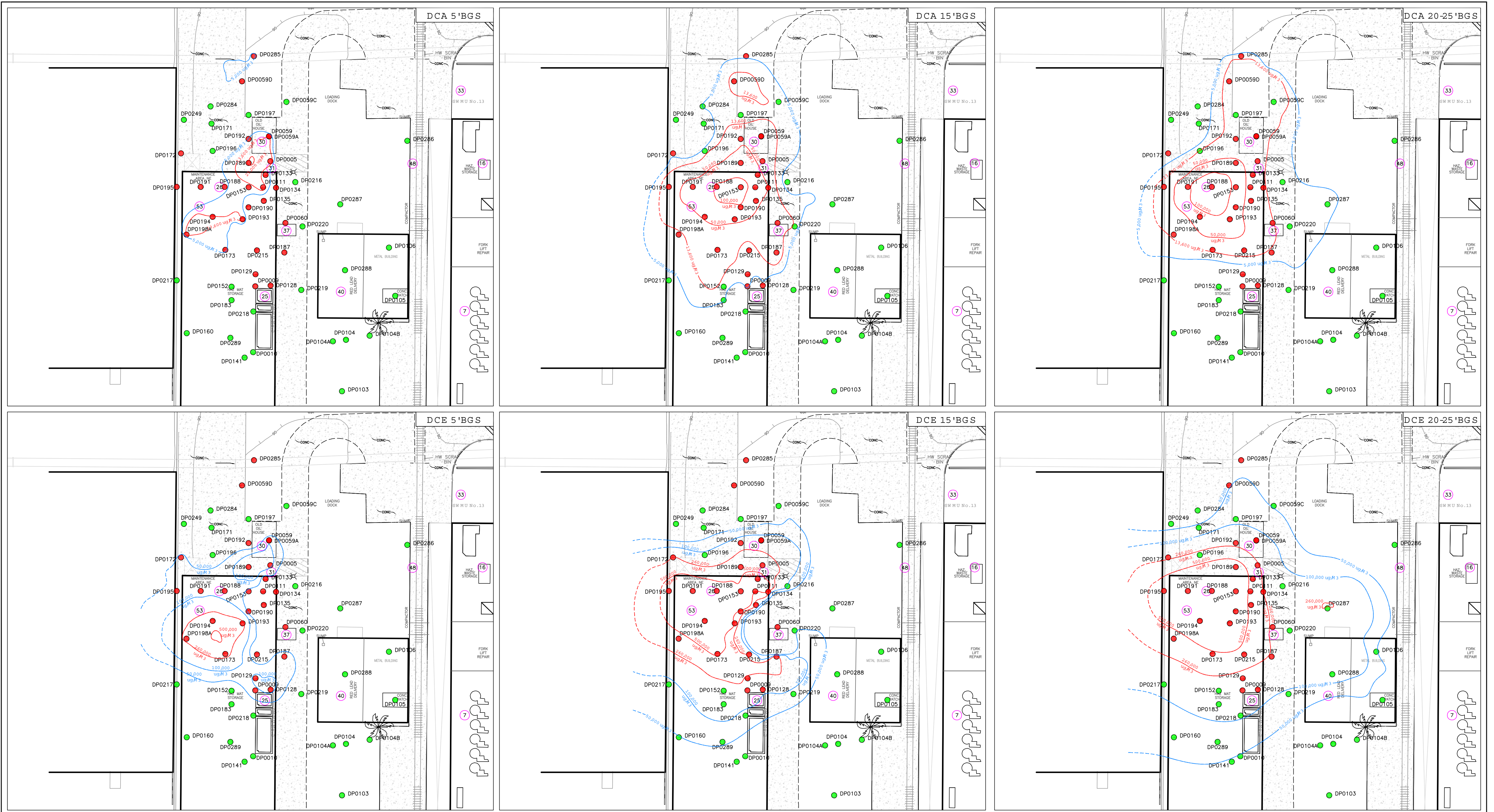


DELPHI SYSTEMS CORP.

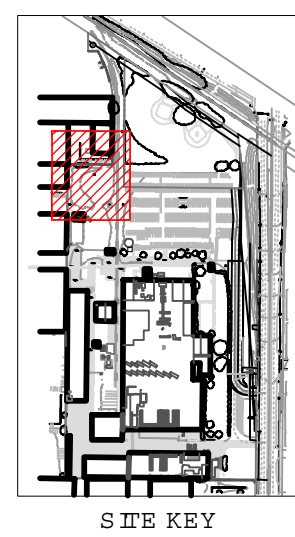
**CORRECTIVE MEASURES
PROPOSAL**

FIGURE 32

Figure 32: Soil Gas 1,1-DCA and 1,1-DCE
Concentrations Isocontours

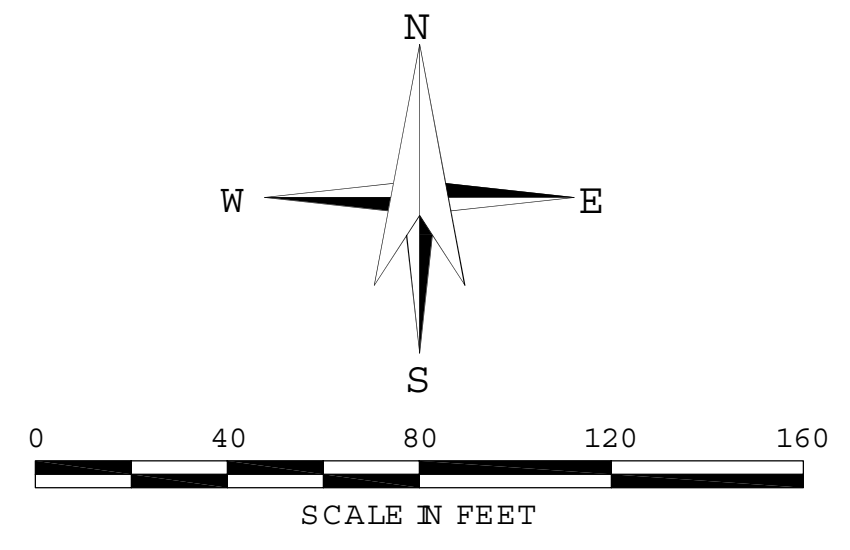


G:\32486\011 - CMP CORRECTIVE MEASURES PROPOSAL\CAD\Y2486 SOIL GAS CONTOURS DCE DCA R1.DWG



- LEGEND:**
- DP0160 SOIL GAS SAMPLING LOCATION WITH ONE OR MORE SAMPLE RESULTS LESS THAN RISK-BASED REMEDIATION CRITERIA
 - DP0129 SOIL GAS SAMPLING LOCATION WITH ONE OR MORE SAMPLE RESULTS GREATER THAN RISK-BASED REMEDIATION CRITERIA
 - AREA WITH LESS THAN REMEDIATION CRITERIA
 - AREA WITH GREATER THAN OR EQUAL TO REMEDIATION CRITERIA
 - AREA INFERRED BEYOND EXTENT OF DATA

- NOTES:**
1. ISOCONCENTRATION LINES BASED ON DATA COLLECTED AT THE SITE IN AUGUST 2005 THROUGH AUGUST 2006.
 2. ISOCONCENTRATION LINES ARE BASED ON GEOSTATISTICAL INTERPRETATION OF RESULTS FROM SHOWN SAMPLE LOCATIONS. ACTUAL CONDITIONS MAY VARY.
 3. DCA: 1,1-DICHLOROETHANE; DCE: 1,1-DICHLOROETHENE.
 4. RISK-BASED SOIL GAS REMEDIATION CRITERIA APPLIED ONLY TO SOIL SAMPLES THAT WERE COLLECTED FROM LESS THAN 15 FEET BELOW GROUND SURFACE.



HALEY & ALDRICH DELPHICORPORATION
 FORMER BATTERY OPERATIONS, 1201 N. MAGNOLA
 ANAHEIM, CALIFORNIA
 32486-011

**SOIL GAS
 1,1-DCA & 1,1-DCE CONCENTRATION
 ISOCONTOURS**

SCALE: AS SHOWN
 AUGUST 2007

FIGURE 32