Fact Sheet
November 2001

Eastman Chemical Company

2801 Lynwood Road
Lynwood, California 90262

Draft Negative Declaration for Interim Measures Workplan

It is DTSC's mission to restore, protect and enhance the environment, to ensure public health, environmental quality and economic vitality, by regulating hazardous waste, conducting and overseeing cleanups, and developing and promoting pollution prevention.

State of California

California Environmental Protection Agency

INTRODUCTION

The Department of Toxic Substances (DTSC) is authorized under Sections 25200.10 and 25187 of the Health and Safety Code (HSC) to require facilities to implement corrective actions for releases of **hazardous waste**, or hazardous waste constituents. The chemical processing plant, currently owned by the Eastman Chemical Company (Eastman), at 2801 Lynwood Road is undergoing corrective action. On April 18, 2000, Eastman submitted to DTSC an "Interim Measures Overall Work Plan", subsequently revised on June 15, 2001.

DTSC has reviewed the plan and has prepared an Initial Study pursuant to the California Environmental Quality Act (CEQA). This fact sheet is to provide information on the proposed interim measures and offer the opportunity to comment on the proposed Negative Declaration.

Once approved and the **interim measures** are conducted, the information collected will be reported in a "Corrective Measures Supplement Report". This report shall be prepared to present and justify a final remedy action selection. The final remedial action will then be subject to a new Initial Study under CEQA and a separate public comment period.

Any final corrective action remedy must specify site clean-up levels, zones of influence and a systematic and comprehensive verification

Public Notice & Comment Period

DTSC is accepting public comments on draft Negative Declaration prepared for an Interim Measures Workplan.

Documents may be viewed at the public repository established at:

City of Lynwood Public Library, 11320 Bullis Road, Lynwood, California 90262

Members of the public are welcome to submit comments between November 29, 2001 and December 31, 2001 by writing to:

Walter Bahm
DTSC
700 Heinz Avenue, Suite 200
Berkeley, California 94710-2721

Phone: (510) 540-3957
Fax: (510) 540-3937
e-mail: wbahm@dtsc.ca.gov

testing program. The ultimate goal is the removal of contaminants and the closure of all previously identified Solid Waste Management Units (SWMUs) and Areas of Concern (AOC). Verification sampling of each of the SWMUs or AOCs and the surrounding areas will be required prior to certifying proper closure.

FACILITY LOCATION AND BACKGROUND

The Eastman site is located in an industrial area within Los Angeles County, south of Highway 105 and east of the Alameda Street (Figure 1). Alameda Street serves as a major corridor for freight from the Port of Los Angeles. The site is at an elevation of approximately 85 feet above mean sea level (msl) and is generally flat though sloping gently to the south.

The facility is designed and equipped to manufacture synthetic, alkyd and polyester resins which are then sold to manufacturers of paint and coating products. Raw materials used to make the resins at Eastman arrive by rail, by bulk tanker trucks, in bags or drums. Bulk raw materials such as solvents and other liquid chemicals are stored on-site in above ground storage tanks, sacks and in 55-gallon drums. Some of these materials were formerly stored in underground storage tanks (USTs). Records for tank installations dated back prior to the 1950s.

Solvent contaminants, including mineral spirits and xylenes have been discovered in and above the groundwater table below the central plant area and up to 1,800 feet to the southeast of the facility boarder. At least two municipal drinking water wells are within one-half mile of the site. The presence and continued off-site migration of contaminants necessitates sampling to define the boundary of contamination and interim corrective action to control its spread off-site.

Figure 1: Site Location

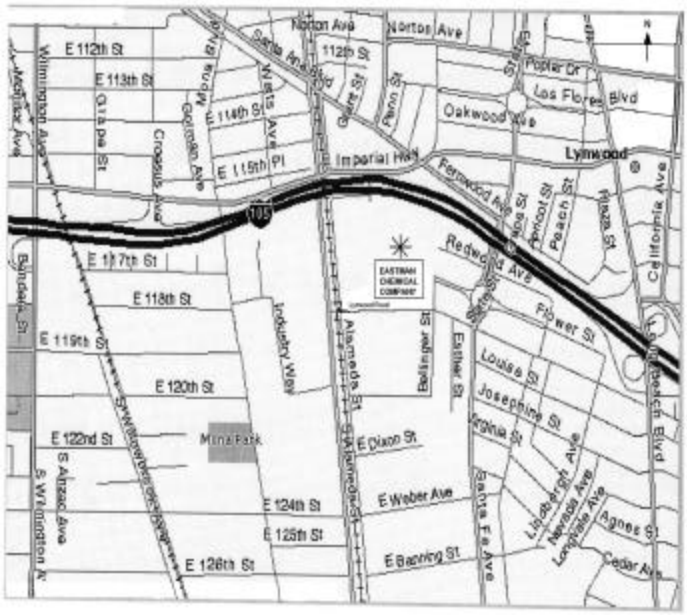

INTERIM REMEDIAL MEASURES

Previously, a RCRA Facility Investigation (RFI) and a Corrective Measure Study Report had been prepared for the U.S. Environmental Protection Agency. DTSC identified deficiencies and requested that additional areas be investigated to properly identify the nature and extent of hazardous waste and/or hazardous constituents at or near the facility. These additional investigations are included in the "Interim Measures Overall Work Plan".

The interim remedial measures (IRMs) are intended to control, contain, investigate and remove contaminants previously identified

in groundwater samples taken at the site and at an off-site monitoring well 200 feet to the southeast of the site. These interim measures involve the removal of contaminants from the soil and groundwater at the site, however, as currently configured they do not represent a final remedial solution. Groundwater elevation contours and flow directions suggest how contaminant might move off-site without the operation of an on-site groundwater extraction system.

DTSC requires the performance of IRMs at the facility to relieve potential threats to human health and/or the environment resulting from the releases or potential continued releases of hazardous waste or hazardous constituents at the facility. The objectives and goals of the IRMs at the Lynwood site are to:

- Control off-site migration of contaminant chemicals.
- Remove potential contamination source recharge points by closing underground storage tanks (USTs).

Historically, the USTs were used for the storage of liquid chemical feedstocks, including solvents such as mineral spirits, xylenes and iso-butanol. These chemicals were also found present in the subsurface vadose zone.

In anticipation of a full characterization of the extent of contamination, DTSC proposes to limit the operation of the IRMs to two (2) years from the date of its approval.

The IRMs proposed by Eastman involve the following specific actions:

1. Constructing five additional off-site groundwater monitoring wells for site characterization (Figure 2);

Figure 2: Proposed Off-Site Wells # A-E

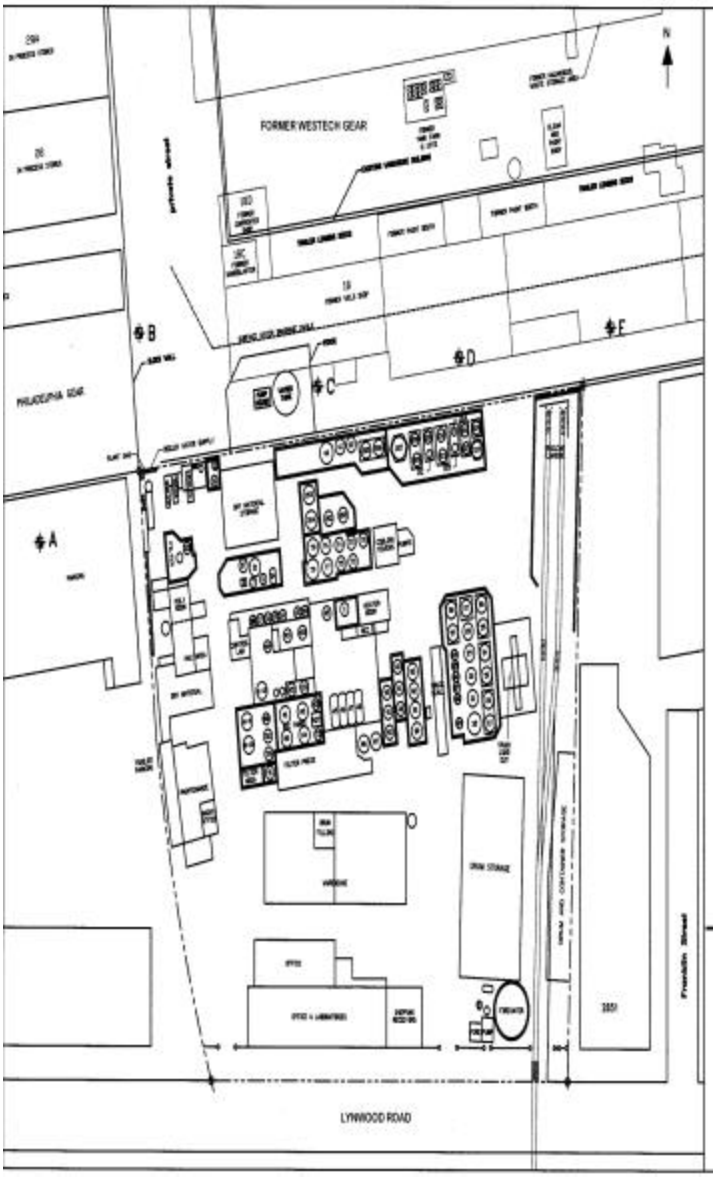

2. Closing in-place nineteen (19) underground storage tanks (USTs) in accordance with the guidelines and requirements of the Los Angeles County Department of Public Works

(LACDPW) and other local regulatory agencies, as applicable;

3. Removing floating hydrocarbon product (FHP) from the groundwater table;
4. Pumping groundwater to maintain a hydraulic gradients for migration control;
5. Operating groundwater and soil vapor extraction (SVE) systems; and,
6. Treating on-site the extracted groundwater and soil vapor.
7. Abandoning selected on-site wells.

Groundwater and floating hydrocarbon product (FHP) will be extracted from eight on-site wells using total fluids pumps. The wells generally are of stainless steel with wire-wrapped screens and PVC blank casing. Extraction rates are estimated to be between 3-4 gallons per minute (gpm) per well. Interim source removal is necessary to prevent the further lateral or vertical migration of contaminants. Groundwater extraction would allow the development of a localized cone of depression which would slow the spread of the contaminant plume and further facilitate the removal of contaminants. Total fluids pumps will be used to remove both dissolved and nonaqueous phase (floating) contaminants. In addition, the unsaturated soil column (**vadose zone**) will be periodically monitored and soil vapors will be extracted for treatment by a catalytic oxidation unit.

The soil vapor extraction (SVE) system consists of six extraction wells screened from 8 to 35 feet below ground surface (bgs). No more than four wells will be operational at any time, leaving the other two wells to be used for pressure monitoring. A radius of influence of 75 to 100 feet is anticipated, resulting a soil vapor flows of 35 to 50 standard cubic feet per minute (scfm) per well, with a total hydrocarbon loading of 1,200 to 1,500 parts per million by volume (ppmv). Under partial vacuum from a blower, the recovered SVE vapors will be drawn to the catalytic oxidizer for treatment.

Figure 3: Soil Vapor Treatment System

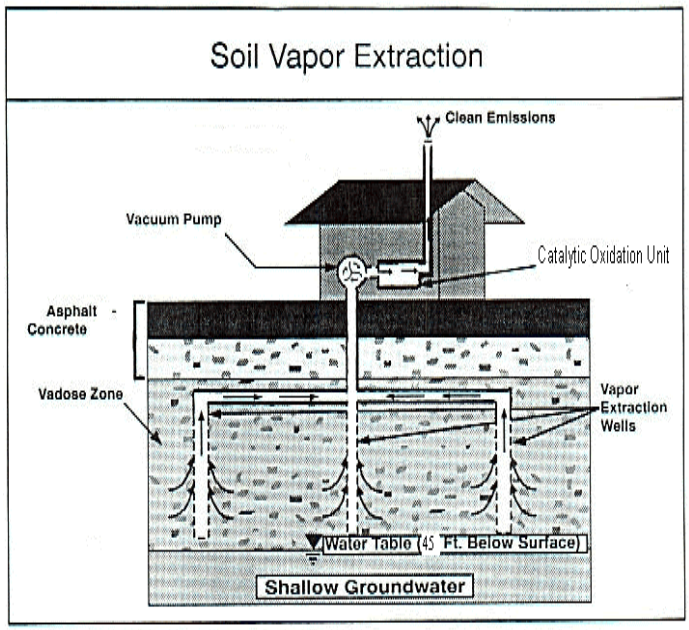

Similarly, extracted groundwater will be treated on-site via a flow through system housed in a portable skid mounted structure. The groundwater treatment system consists of: a phase separator, a vapor stripper, and two 500-gallon canisters for carbon adsorption. Vapors stripped from the groundwater together with soil gas vapors extracted by the SVE system will be piped to a separate skid mounted, self-contained catalytic oxidation unit for treatment. Maximum system treatment capacities are

24 gpm for the groundwater treatment unit and 200 scfm for the SVE unit.

SOLID WASTE MANAGEMENT UNITS

A SWMU is any area, or equipment at a hazardous waste facility which might have released hazardous constituents, whether it was intended to manage hazardous wastes, or not. Examples of SWMUs are container storage yards, tanks, surface impoundments, land treatment units and incinerators. The existance of potential releases from SWMUs and the suspicion of releases from AOC were documented in a RCRA Facility Assessment (RFA) prepared in January 1989. The RFA identifies 18 Solid Waste Management Units (SWMUs) and four Areas of Concern (AOC). While some SWMUs are still operating, the releases of contamination are from historic operations, or inactive units such as the 19 underground storage tanks at the site. No ongoing releases from operating units have been identified.

Solid Waste Management Units at Eastman Chemical Co.:

1. Clarifier and Stormwater Drain System
2. Dumpsters
3. Hazardous Waste Drum Storage Area
4. Incinerator
5. Transfer Station #1: Old Vapor Knockout Tank
6. Transfer Station #2
7. Transfer Station #3: Reaction Water Transfer Tank
8. Transfer Station #4: T204
9. Waste Storage Tank #10
10. Tank 11
11. Spill Collection Sump (UST); with epoxy resin liner, empties to T10
12. Alkyd Resin Condenser
13. Polyester Resin Decanter(s)
14. Polyester Resin Packed Columns and Decanters
15. Polyester Resins Condensers
16. Resin Filter Press (for kettles 5 & 11)
17. Underground Storage Tank (UST) 5,000 gallons
18. T102 (UST from '50-'83 for Reaction Water) 10,000 gallons

Areas of Concern:

1. All remaining USTs
2. Raw material & product drum storage areas
3. Truck loading areas
4. Inactive Amino Resin Equipment

CALIFORNIA ENVIRONMENTAL QUALITY ACT (CEQA)

The California Environmental Quality Act (CEQA) requires DTSC to review the proposed IRM approval for possible negative effect on the environment or public health. Based on the Initial Study, DTSC determined that Eastman's extraction and treatment operations will not have an adverse impact on public health and the environment. Therefore, DTSC proposes to issue a negative declaration for this project.

PUBLIC INVOLVEMENT

Please share this fact sheet with anyone whom you think might be interested.

The Interim Measures Work Plan, proposed Negative Declaration and Initial Study are available for review and copying at the above address at:

City of Lynwood Public Library
11320 Bullis Road
Lynwood, California 90262
(310) 635-7121

If you have any questions, concerns, and/or comments regarding the facility, please submit them in writing to Walter Bahm, at the DTSC address shown below, or call him at (510) 540-3957.

At the close of the comment period, DTSC will make final decisions after considering all comments. The public repositories identified will contain a record of the decisions and the comments received. Notice of the final decision will be given to the applicant and to each person who has submitted written comments or requested notice of the final determination.

The full Administrative Record is available at:

California Environmental Protection Agency
Department of Toxic Substances Control
700 Heinz Avenue, Suite 200
Berkeley, California 94710
(510) 540-3800

GLOSSARY

Hazardous Waste - Solid, semi-solid, liquid or gaseous waste which pose a potential threat to public health or the environment and are known to be ignitable, corrosive, reactive, and/or toxic.

Interim Measures – Actions taken to control, stabilize or eliminate the release or potential release of hazardous wastes or hazardous waste constituents at or from a facility.

Vadose Zone - The zone between land surface and the water table within which the moisture content is less than saturation and pressure is less than atmospheric. In addition to limited amounts of water the soil pore space also typically contains air or other gases. Also referred to as Unsaturated Zone.

Anuncio

Si prefiere hablar con alguien en español acerca de ésta información, favor de llamar a Evelia Rodriguez, Departamento de Control de Substancias Tóxicas. El número de teléfono es (510) 540-3959.

For More Information

If you would like more information about the Site, please call Project Manager, Walter Bahm at (510) 540-3957 or DTSC Public Participation Specialist, Jesus Cruz at (510) 540-3933.

Information Repositories

The permit application, draft permit, Initial Study, and the draft Negative Declaration are available for public review at the following locations:

City of Lynwood Public Library
11320 Bullis Road
Lynwood, California 90262
Phone (310) 635-7121

California Environmental Protection Agency
Department of Toxic Substances Control
700 Heinz Avenue, Suite 200
Berkeley, California 94710
Phone (510) 540-3800

The full administrative record is available at:

DTSC File Room
700 Heinz Avenue
Berkeley, California 94710-2721
Phone (510) 540-3800

Notice to Hearing Impaired Individuals

TDD users can obtain additional information about the Site by using the California State Relay Service (1-888-877-5378) to reach the Public Participation Specialist at (510) 540-3933.

PS - Jesus Cruz
Department of Toxic Substances Control
700 Heinz Avenue, Suite 200
Berkeley, California 94710-2721